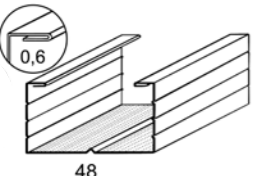
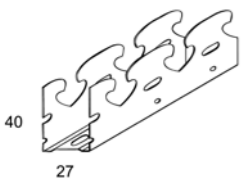
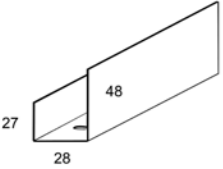
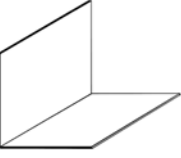













# CEILING Systems

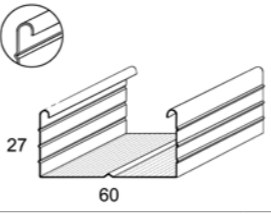
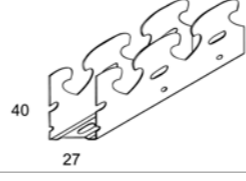
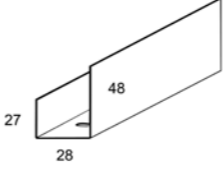
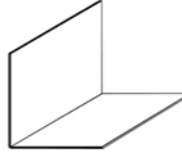
Click on and CD System













# CLICK ON SYSTEM FOR CD50

SECTION	PROFILE Description	CODE	DIMENSIONS (mm)		PALLET Number of pieces
			Base	Side	
	<b>Ceiling Liner 50x27</b> Curved edge gauge 0.60 mm	<b>CD50276S</b> <b>CD50276SN(Black)</b>	48	27	<b>120</b> 8 lengths per bundle
	<b>Click-on Profile</b> for C 50x27 Profile with Curved edge gauge 0.70 mm	<b>UD274007</b>	27	40	<b>120</b> 8 lengths per bundle
	<b>Perimeter Channel</b> for C 50x27 and C60x27 Profiles gauge 0.60 mm	<b>UD284806</b>	50	27/48	<b>320</b> 16 lengths per bundle
	<b>LW50x50x05</b>	<b>LW505005</b>	50	50	<b>250</b> 10 lengths per bundle

ACCESSORIES:	CODE	DESCRIPTION	PAGE N.	ACCESSORIES:	CODE	DESCRIPTION	PAGE N.
	<b>C.009</b>	Longitudinal joint	47		<b>C.125</b>	Longitudinal joint	48
	<b>C.033</b>	Hook with spring	48		<b>C.126</b>	Adjustable bracket	47
	<b>C.034</b>	Straight hook	48		<b>C.129</b>	Adjustable bracket	47
	<b>C.056</b>	Spacer Hook	47		<b>C.130</b>	Adjustable bracket	47
	<b>C.090</b>	Hook with spring	47		<b>C.131</b>	Adjustable bracket	47
				<b>Hanging Rods</b>	-	Ø 4 mm Hanging rod "I" - "O" - "90" - "V" - "J"	49
					<b>C.068</b>	Safety Orthogonal Hook - T Connector CD6027	48

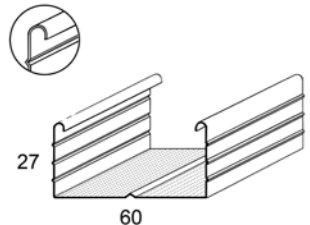
# CLICK ON SYSTEM FOR CD60

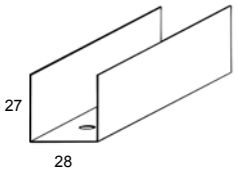
SECTION	PROFILE Description	CODE	DIMENSIONS (mm)		PALLET Number of pieces
			Base	Side	
	<b>Ceiling Liner 60x27</b>	<b>CD60276A</b>	60	27	<b>120</b> 8 lengths per bundle
	<b>Click-on Profile</b> for C 60x27 Profile with Rounded edge gauge 0.70 mm	<b>UD274007-60</b>	27	40	<b>120</b> 8 lengths per bundle
	<b>Perimeter Channel</b> for C 50x27 and C 60x27 Profiles gauge 0.60 mm	<b>UD284806</b>	50	27/48	<b>320</b> 16 lengths per bundle
	<b>LW50x50x05</b>	<b>LW505005</b>	50	50	<b>250</b> 10 lengths per bundle

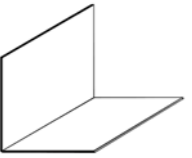
ACCESSORIES:	CODE	DESCRIPTION	PAGE N.	ACCESSORIES:	CODE	DESCRIPTION	PAGE N.
	<b>C.063</b>	Longitudinal joint	48		<b>C.125</b>	Longitudinal joint	48
	<b>C.064</b>	Hook with spring	48		<b>C.126</b>	Adjustable bracket	48
	<b>C.065</b>	Orthogonal union hook (Snap - on)	48		<b>C.129</b>	Adjustable bracket	48
	<b>C.070</b>	Adjustable bracket	48		<b>C.130</b>	Adjustable bracket	48
	<b>C.071</b>	Adjustable bracket	48		<b>C.131</b>	Adjustable bracket	48
	<b>C.072</b>	Adjustable bracket	48	<b>Hanging Rods</b>	-	Ø 4 mm Hanging rod "I" - "O" - "90" - "V" - "J"	49
					<b>C.068</b>	Safety Orthogonal Hook - T Connector CD6027	48







# CD SYSTEM


For CD60

SECTION	PROFILE	CODE	DIMENSIONS (mm)		PALLET
	Description		Base	Side	
	<b>Ciling Liner 60 x 27</b> Rounded Wings DIN System  gauge 0.60 mm	<b>CD60276A</b>	60	27	<b>120</b>  8 lengths per bundle

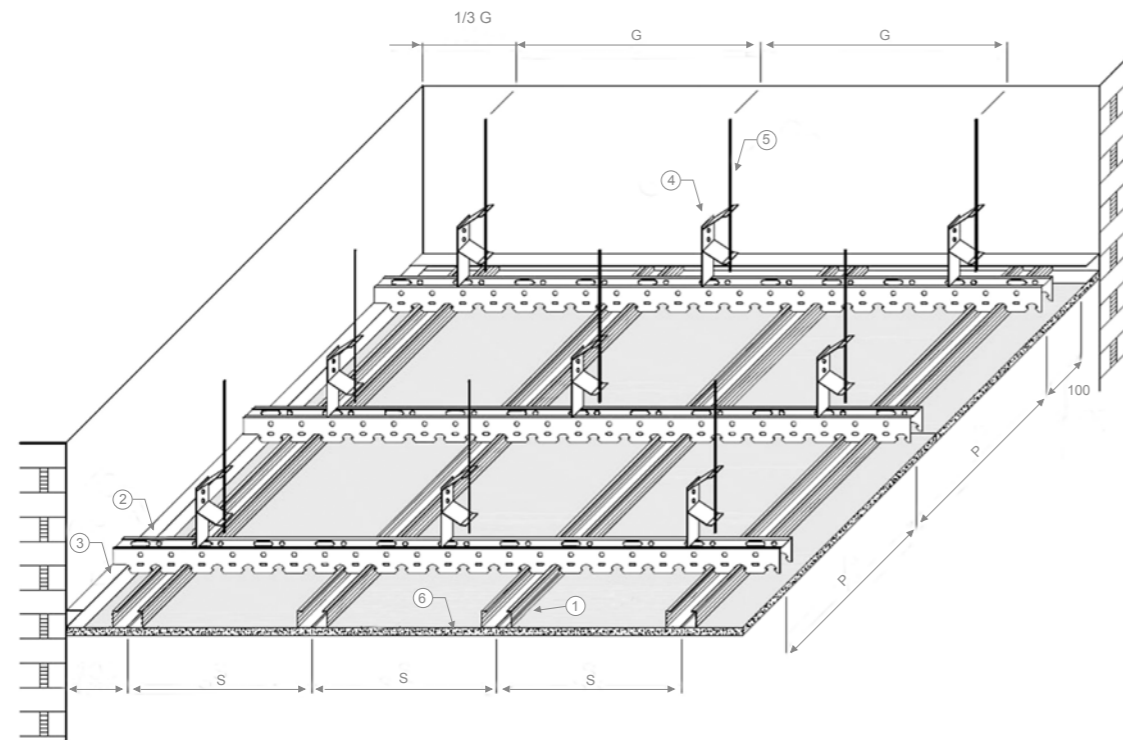
	<b>Perimeter Channel</b> for C 50 x 27 and C 60 x 27 Profiles  gauge 0.60 mm	<b>UD282706</b>	28	27	<b>300</b>  12 lengths per bundle
---	--	-----------------	----	----	---

	<b>LW50x50x05</b>	<b>LW505005</b>	50	50	<b>250</b>  10 lengths per bundle
---	-------------------	-----------------	----	----	---

ACCESSORIES:	CODE	DESCRIPTION	PAGE N.
	<b>C.039</b>	Adjustable double spring for hanging rods	48
	<b>C.062</b>	Orthogonal union hook	48
	<b>C.063</b>	Longitudinal joint	48
	<b>C.064</b>	Hook with spring	48
	<b>C.065</b>	Orthogonal union hook (Snap-on)	48
	<b>C.068</b>	Safety Orthogonal CD6027	48
<b>Hanging Rods</b>		ø 4 mm Hanging rod "I" - "O" - "90" - "V" - "J"	49



## Technical Specifications CLICK-ON SYSTEM CD50 Systems



CEILING TOTAL WEIGHT (Kg/m <sup>2</sup> )	SUPPORTS DISTANCE - G (mm)
Less than 10	1200
Between 10 and 15	900
Between 15 and 30	750
Between 30 and 50	600

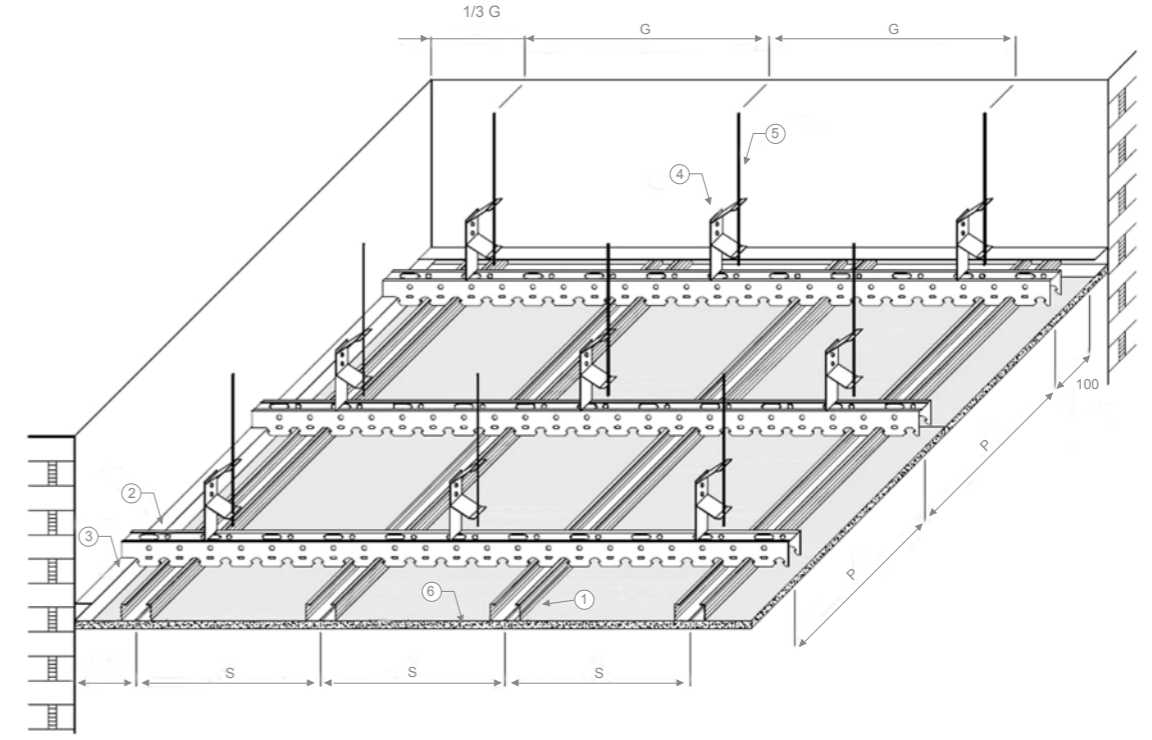
CEILING TOTAL WEIGHT (Kg/m <sup>2</sup> )	PROFILES DISTANCE - P (mm)
Less than 15	1200
Between 15 and 30	1000
Between 30 and 50	750

CEILING TOTAL WEIGHT (Kg/m <sup>2</sup> )	DISTANCE - S (mm)	
	Transversal Installation	Longitudinal Installation
Until 50	500	400

AVERAGE REQUIREMENTS PER m <sup>2</sup>			
Ref.	Profile	Description	Material per m <sup>2</sup>
1	CD50276S	Ceiling Liner 50x27	2.2 lm
2	UD274007	Click-on profile	0.9 lm
3	UD284806	Perimeter Channel 28x27	On perimeter
4	C.033	Hook with spring	0.8 pieces
5	∅ 4 mm HANGING ROD	Length varies depending on the ceiling height	0.8 pieces
-	C.125	Longitudinal joint	0.8 pieces
-	C.009	Longitudinal joint for C 50 x 27 Profile	0.5 pieces
6	-	Plasterboard	-

Hook + Hanging Rod C.033 (mm)	Hook C.034 (mm)	Profile UD 274007 + CD 5027 (mm)	MINIMUM TOTAL THICKNESS (mm) OF THE PLASTERBOARD						
			12.5	15	18	25	33	40	43
110	-	57	179.5	182	185	192	200	207	210
-	75	57	144.5	147	150	157	165	172	175

## Technical Specifications CLICK-ON SYSTEM CD60 Systems



CEILING TOTAL WEIGHT (Kg/m <sup>2</sup> )	SUPPORTS DISTANCE - G (mm)
Less than 10	1200
Between 10 and 15	900
Between 15 and 30	750
Between 30 and 50	600

CEILING TOTAL WEIGHT (Kg/m <sup>2</sup> )	PROFILES DISTANCE - P (mm)
Less than 15	1000
Between 15 and 30	1000
Between 30 and 50	750

CEILING TOTAL WEIGHT (Kg/m <sup>2</sup> )	DISTANCE - S (mm)	
	Transversal Installation	Longitudinal Installation
Until 50	500	400

AVERAGE REQUIREMENTS PER m <sup>2</sup>			
Ref.	Profile	Description	Material per m <sup>2</sup>
1	CD60276A	Ceiling Liner 60x27	2.2 lm
2	UD274007-60	Click-on profile	0.9 lm
3	UD284806	Perimeter Channel 28x27	On perimeter
4	C.033	Hook with spring	0.8 pieces
5	HANGING ROD ∅ 4 mm	Length varies depending on the ceiling height	0.8 piece
-	C.125	Longitudinal joint	0.8 piece
-	C.063	Longitudinal joint for C 60 x 27 Profile	0.5 piece
6	-	Plasterboard	-

Hook + Hanging Rod C.002 / C.090 (mm)	Hook C.001 / C.089 (mm)	Profile CD 5027 + CD 5027 (mm)	MINIMUM TOTAL THICKNESS (mm) OF THE PLASTERBOARD						
			12.5	15	18	25	33	40	43
110	-	54	176.5	179	182	189	197	204	207
-	75	54	141.5	144	147	154	162	169	172

For more information see Standards DIN 18181.